

WorkAbility I Data Collection

caworkability.org

Region 1

Jose Hernandez

Matt Sheridan

Region 2

Erika Garza

Pam Myhre

Region 3

Marie Lane

Eric Olson

Region 4


Jessie Gomez

Linda Vargas

Region 5

Celina Arzu

Tennille Wright



Remember to never use the back arrow.

The back arrow is not part of the system.

Using it could cause your data to not be saved or it could create a double record.

BACK IS BAD!



Home Page

This is what you will see if you log in now.

Vacaville USD (128-03)
Summary as of 10/7/2018

This project does not yet have any 2018-19 baseline data in the system, pending grant approval.

STATUS OF REPORTS TO CDE
End-of-Year Package (2017-18): Submitted

IMPORTANT COMMENTS FROM CDE
9/4/2018 Hi Cheryl, please resubmit to ...
[View the full comment](#)

IMPORTANT DEADLINES

Final Budget:	Submit within 30 days of receiving grant award letter
12/31/2018	Enter All Follow-Up Questions
2/28/2019	Mid-Year Expenditure Report
3/1/2019	CDE Approves Follow-Up Questions
4/1/2019	Follow-Up Period Begins

IMPORTANT CONTACTS

CDE Consultant: Jennifer Bianchi
(916) 327-0725
jbianchi@cde.ca.gov

CDE Analyst: Penny Cobb
(916) 327-3509
pcobb@cde.ca.gov

CDE's WorkAbility I Web Page:
<http://www.cde.ca.gov/iso/se/sr/wrkabtyl.asp>

Messages from CDE.

Home Page

When the system opens you will see a summary of your project's home page.

- Student served and placed.
- Follow up information.
- Employer placement numbers.
- Status of reports to CDE.
- Contact information.
- Important dates.

Vacaville USD (128-03)
Summary as of 3/8/2018

There are no comments from CDE at this time.

STUDENTS SERVED AND PLACED IN 2017-18

Eligible:	600	Enrolled: *	616
To Serve (HS):	394	Served (HS):	387
To Serve (MS):	180	Served (MS):	150
To Place:	98	Placed:	64
		On Campus:	0

* Students count as Enrolled once a school of attendance is entered. Only currently enrolled students are included in this count.

FOLLOW-UP SURVEYS FOR 2018

Students to Follow Up:	88	Still Trying to Reach:	88
Successfully Reached:	0	Unreachable:	0

EMPLOYER PLACEMENTS

Employers with current placements:	30
Employers with no current placements:	120

STATUS OF REPORTS TO CDE

Final Budget:	Accepted
End-of-Year Package:	Due 6/15/18
Actual Expenditure Detail Report:	Due 8/1/18

IMPORTANT DEADLINES

Mid-Year Expenditure Report:	Submit within 30 days of receiving grant award letter
2/28/2018	Mid-Year Expenditure Report
3/1/2018	CDE Approves Follow-Up Questions
3/20/2018	Follow-Up Period Begins
4/15/2018	Budget Amendment Request
6/15/2018	End-of-Year Package

IMPORTANT CONTACTS

CDE Consultant: Jennifer Bianchi (916) 327-0725 bianchi@cde.ca.gov

CDE Analyst: Penny Cobb (916) 327-3509 pcobb@cde.ca.gov

Region 3 Manager: Joyce Montgomery (707) 556-1700 x. 50721 montgomery@qaefeo.k12.ca.us

TEC Committee Representative: Cheryl (Advisory Rep) Ramos (707) 453-7211 cheryl@vacavilleusd.org

TEC Committee Representative: Marie Lane (707) 400-5279 Marie_Lane@vacavilleusd.org

TEC Committee Representative: Sue Cavazos (707) 453-6000 x. 1000 SueC@vacavilleusd.org

CDE's WorkAbility I Web Page: <http://www.cde.ca.gov/qa/sect/er/abtyl.asp>

NOT SERVED (94) NOT PLACED (350) NOT REACHED FOR FOLLOW-UP (88)

Student Records



Student Baseline records will be listed below the home page information.

Baseline Records (675 found) [skip down to [Follow-Up Records](#)]

Name: [A](#) [B](#) [C](#) [D](#) [E](#) [F](#) [G](#) [H](#) [I](#) [J](#) [K](#) [L](#) [M](#) [N](#) [O](#) [P](#) [Q](#) [R](#) [S](#) [T](#) [U](#) [V](#) [W](#) [X](#) [Y](#) [Z](#)

	Name	School	Exit Date	Baseline *
1.	Acevedo, Guillermo	Vaca Pena Middle School	-	2007-08
2.	Ackman, Andrew	Will C. Wood High School	-	2007-08
3.	Afghani, Basil Ali	Vacaville High School	6/7/2008	2007-08
4.	Aguayo, Miguel	AEP/UPT Program	-	2007-08
5.	Aguilar, Didia	Vacaville High School	-	2007-08
6.	Aguilar, Iris	Vacaville High School	-	2007-08
7.	Aldridge, Markus	Vacaville High School	-	2007-08
8.	Allan, Joshua	Willis Jepson Middle School	-	2007-08
9.	Almanza, Abigail	Willis Jepson Middle School	-	2007-08
10.	Alvarez, Gybrann	Will C. Wood High School	-	2007-08
11.	Alves, Dennis	Will C. Wood High School	6/6/2008	2007-08
12.	Anderson, Clayton	Will C. Wood High School	-	2007-08
13.	Anderson, Joshua	Willis Jepson Middle School	-	2007-08
14.	Anderson, Timothy	Vacaville High School	6/7/2008	2007-08
15.	Andrade, Cesar	Vacaville High School	-	2007-08
16.	Andrade, Dacia	Vaca Pena Middle School	-	2007-08
17.	Andrade, Dacia	Vaca Pena Middle School	-	2007-08

Student Records



[Sign Out](#)
[Change Password](#)
[Help](#)

[Home](#) **[Student Records](#)** [Business Records](#) [Project Reports](#) [CDE Reporting](#) [Site Management](#) [Directory](#)

Student Records

Search for WorkAbility I students for your project, then click a student name to see his or her record. To reduce the risk of creating duplicate records, please search for an existing record before you [add a new student](#).

By default, [this year's students](#) are listed below the search form.

Find students by:

Name or SSID
First Last SSID

WAI Project

School of Attendance

Program Year

Record Type / Status Baseline Only – Include: Active Students Exited Students All Students
 Follow-Up Only
 Any Baseline or Follow-Up Record

Searching for a student

WorkAbility I

Sign Out
Change Password
Help

Home **Student Records** Business Records Project Reports CDE Reporting Site Management Directory

Student Records

Search for WorkAbility I students for your project, then click a student name to see his or her record. To reduce the risk of creating duplicate records, please search for an existing record before you [add a new student](#).

By default, [this year's students](#) are listed below the search form.

Find students by:

Name or SSID
First Last SSID

WAI Project

School of Attendance

Program Year

Record Type / Status Baseline Only - Include: Active Students Exited Students All Students
 Follow-Up Only
 Any Baseline or Follow-Up Record

Any
Any
All
Any

SSID number

Business Records

Business Records are listed alphabetically.

Making them active or not currently active changes the length of the list.

WorkAbility I

Home Student Records **Business Records** Project Reports CDE Reporting Site Management Directory

Business Records

Search the employers and business partners working with your project. To add a business, first search below to make sure it is not already in the system. By default, all active employers are listed below. Click on a business name to see the complete record.

Business Name

Status Business Partner Employer Active Not Currently Active

Career Cluster(s)
Architecture & Construction
Manufacturing
Transportation, Distribution & Logistics

(use CTRL key to select more than one career cluster)

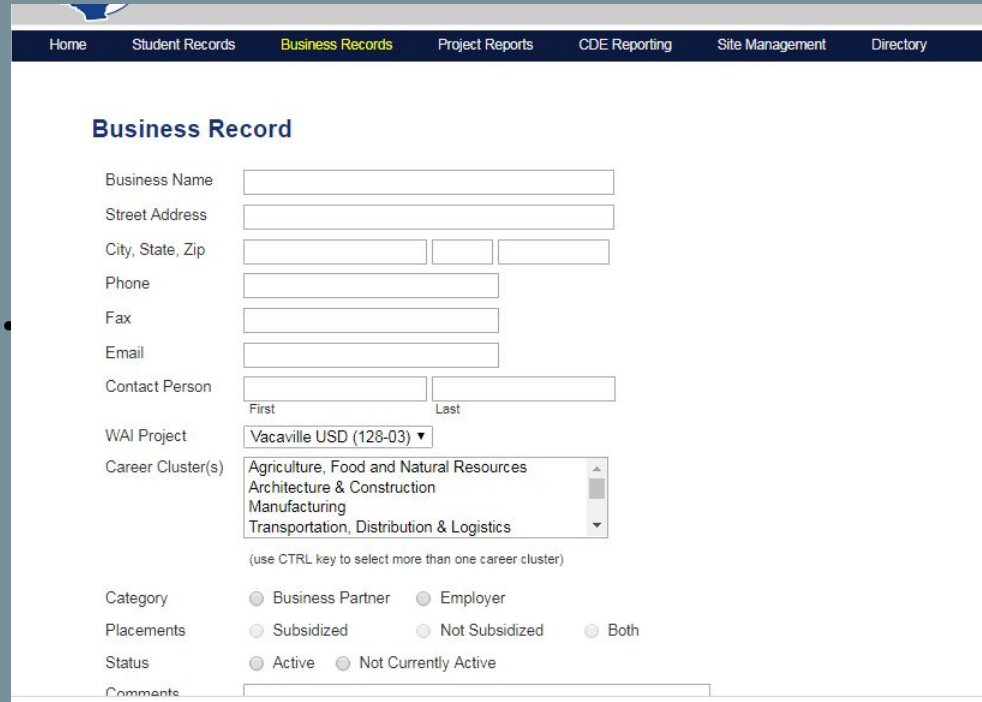
A B C D E F G H I J K L M N O P Q R S T U V W X Y Z

Business	Phone	Address
1. 5 Star Car Wash	(707) 448-9274	520 Orange Dr., Vacaville
2. Z Flags	(707) 448-0104	108 Elmira Rd, Vacaville
3. Z Flags Car Wash-Monte Vista	(707) 451-2493	1337 E Monte Vista Ave., Vacaville
4. Baskin Robbins-Alamo Dr	(797) 446-2440	812 Alamo Dr, Vacaville
5. Brenden Theaters	(707) 469-0180	531 Davis Street, Vacaville

Adding a new Business

To add a business, the following fields must have information.

- The name of the business.
- Career Cluster.
- Category.
- Placement information.
- Status.




The screenshot shows a web application interface with a navigation bar at the top containing links for Home, Student Records, Business Records (highlighted), Project Reports, CDE Reporting, Site Management, and Directory. Below the navigation bar is a form titled "Business Record". The form contains the following fields and options:

- Business Name: Text input field
- Street Address: Text input field
- City, State, Zip: Three separate text input fields
- Phone: Text input field
- Fax: Text input field
- Email: Text input field
- Contact Person: Two text input fields labeled "First" and "Last"
- WAI Project: Dropdown menu with "Vacaville USD (128-03)" selected
- Career Cluster(s): Multi-select dropdown menu with options: Agriculture, Food and Natural Resources; Architecture & Construction; Manufacturing; Transportation, Distribution & Logistics. A note below indicates "(use CTRL key to select more than one career cluster)".
- Category: Radio buttons for Business Partner and Employer
- Placements: Radio buttons for Subsidized, Not Subsidized, and Both
- Status: Radio buttons for Active and Not Currently Active
- Comments: Text input field

Project Reports

If you have access privileges, you can view or download your project's data.



The screenshot shows the WorkAbility I web application interface. At the top left is the logo for the California Department of Education, featuring a map of California and the text "EDUCATE EMPLOY ENRICH". To the right of the logo is the text "WorkAbility I". In the top right corner, there are links for "Sign Out", "Change Password", and "Help". Below the logo and text is a navigation menu with the following items: "Home", "Student Records", "Business Records", "Project Reports", "CDE Reporting", "Site Management", and "Directory". The "Project Reports" item is highlighted in yellow, and a red arrow points to it from the left. Below the navigation menu, the "Project Reports" section is displayed. It contains the text "Select one of the following options:" followed by two links: "Download Data" and "Data Snapshot". Below the "Data Snapshot" link, there is a paragraph of text: "The Data Snapshot is an up-to-the-minute look at the data that has been entered for this WorkAbility I project. Includes counts and percentages for all students, and counts broken out by ethnicity, age, grade level and disability." At the bottom right of the page, there is a copyright notice: "© 2018 California Department of Education" and a small circular logo.

EDUCATE EMPLOY ENRICH

WorkAbility I

[Sign Out](#)
[Change Password](#)
[Help](#)

Home Student Records Business Records **Project Reports** CDE Reporting Site Management Directory

Download Data
Data Snapshot

Project Reports

Select one of the following options:

[Download Data](#)

Download data in comma-delimited files to use outside of the system.

[Data Snapshot](#)


The Data Snapshot is an up-to-the-minute look at the data that has been entered for this WorkAbility I project. Includes counts and percentages for all students, and counts broken out by ethnicity, age, grade level and disability.

© 2018 California Department of Education

Project Reports

Download data allows you to create spreadsheets of your project's data.



 **WorkAbility I**

[Sign Out](#)
[Change Password](#)
[Help](#)


[Home](#) [Student Records](#) [Business Records](#) **[Project Reports](#)** [CDE Reporting](#) [Site Management](#) [Directory](#)

Project Reports

Select one of the following options:

[Download Data](#)
Download data in comma-delimited files to use outside of the system.

[Data Snapshot](#)
The Data Snapshot is an up-to-the-minute look at the data that has been entered for this WorkAbility I project. Includes counts and percentages for all students, and counts broken out by ethnicity, age, grade level and disability.

© 2018 [California Department of Education](#) 

Download Data

Download data
contains current
and historical data.

The screenshot shows the 'WorkAbility I' website interface. At the top left is the logo featuring a map of Colorado and the text 'WorkAbility I'. At the top right are links for 'Sign Out', 'Change Password', and 'Help'. Below the logo is a dark navigation bar with links for 'Home', 'Student Records', 'Business Records', 'Project Reports' (highlighted in yellow), 'CDE Reporting', 'Site Management', and 'Directory'. The main content area is titled 'Download Data' and includes a descriptive paragraph: 'Download any of the following sets of data to use outside of the online system (e.g. ad hoc reporting, calculations). Click on a link to generate a comma-delimited file that you can save to your desktop and import into the application of your choice (e.g. Word, Excel, Access)'. The page is organized into four columns of data categories, each with a list of links for different years.

Download Data

Download any of the following sets of data to use outside of the online system (e.g. ad hoc reporting, calculations). Click on a link to generate a comma-delimited file that you can save to your desktop and import into the application of your choice (e.g. Word, Excel, Access).

EMPLOYERS AND BUSINESS PARTNERS

- [All Employers and Business Partners](#)
- [Employers with Placements](#)
- [Active Employer Count by Career Cluster *](#)

* Employers that have multiple career clusters selected will be counted in each category.

FOLLOW-UP STUDENT DATA

- [2018](#) | [2017](#) | [2016](#) | [2015](#) | [2014](#) | [2013](#)
[2012](#) | [2011](#) | [2010](#) | [2009](#) | [2008](#)

Follow-up with Continuing Education and Support Agencies (one row per student)

- [2018](#) | [2017](#) | [2016](#) | [2015](#) | [2014](#) | [2013](#)
[2012](#) | [2011](#) | [2010](#) | [2009](#) | [2008](#)

Continuing Education only (one row per provider)

- [2018](#) | [2017](#) | [2016](#) | [2015](#) | [2014](#) | [2013](#)
[2012](#) | [2011](#) | [2010](#) | [2009](#) | [2008](#)

BASELINE AND FOLLOW ALONG DATA

- [2017-18](#) | [2016-17](#) | [2015-16](#) | [2014-15](#)
[2013-14](#) | [2012-13](#) | [2011-12](#) | [2010-11](#)
[2009-10](#) | [2008-09](#) | [2007-08](#)

Student Service Data (one row per service)

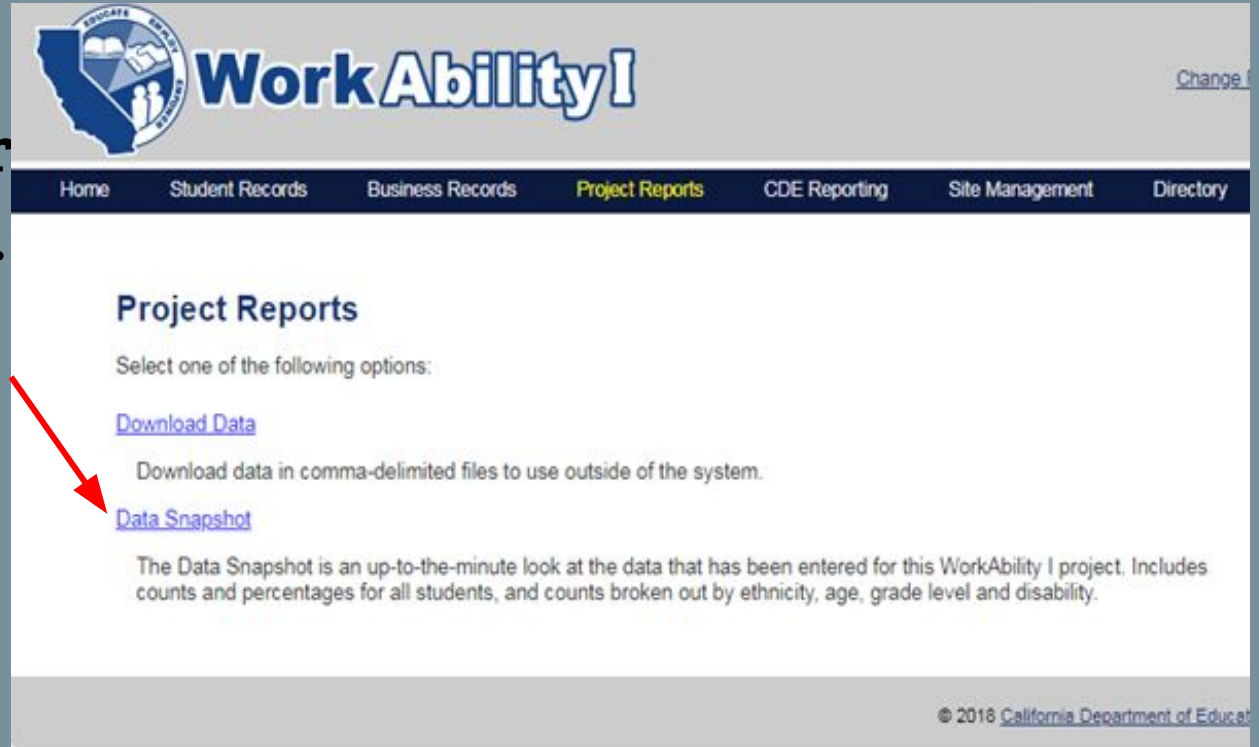
- [2018](#) | [2017](#) | [2016](#) | [2015](#) | [2014](#) | [2013](#)

Support Agencies only (one row per agency)

- [2018](#) | [2017](#) | [2016](#) | [2015](#) | [2014](#) | [2013](#)

Data Snapshot

Data Snapshots contains data for the current year.



The screenshot shows the WorkAbility I website interface. At the top left is the logo for the California Department of Education, featuring a map of California and the words 'EDUCATE', 'EMPOWER', and 'ENRICH'. To the right of the logo is the text 'WorkAbility I'. Below the logo and text is a navigation bar with the following links: Home, Student Records, Business Records, Project Reports (highlighted in yellow), CDE Reporting, Site Management, and Directory. Below the navigation bar is the main content area, which is titled 'Project Reports'. Under this title, it says 'Select one of the following options:'. There are two options: 'Download Data' and 'Data Snapshot'. A red arrow points to the 'Data Snapshot' link. Below the 'Data Snapshot' link, there is a description: 'The Data Snapshot is an up-to-the-minute look at the data that has been entered for this WorkAbility I project. Includes counts and percentages for all students, and counts broken out by ethnicity, age, grade level and disability.' At the bottom right of the page, there is a copyright notice: '© 2018 California Department of Education'.

Project Reports

Select one of the following options:

[Download Data](#)

Download data in comma-delimited files to use outside of the system.

[Data Snapshot](#)

The Data Snapshot is an up-to-the-minute look at the data that has been entered for this WorkAbility I project. Includes counts and percentages for all students, and counts broken out by ethnicity, age, grade level and disability.

© 2018 California Department of Education

Data Snapshot

Data Snapshot has
Counts and percentage
for all students entered
into the system.

WorkAbility I

Home Student Records Business Records **Project Reports** CDE Reporting Site Management Directory

Data Snapshot – 2017-18
Vacaville USD (128-03)

Below is an end-of-year of 2017-18 data entered into the system for this California WorkAbility I project. The first table has counts and percentages for all students entered into the system, while the second breaks student counts out by age, grade level, ethnicity and disability.

For a snapshot from a different program year:

Eligible students	607		
Funded to serve (HS)	394		
Funded to serve (MS)	180		
Number to place	98		
Served (HS)	397	% of HS students funded to serve	101%
Served (MS)	186	% of MS students funded to serve	103%
Placed	108	% of students funded to place	110%
Placed on campus	0	% of students currently placed	0%
Moved from subsidized to unsubsidized	7	% of students currently placed	6%
Required to follow up (2018)	88		
Successfully reached	72	% of follow-up students	82%
Still trying to reach	0	% of follow-up students	0%
Unreachable	16	% of follow-up students	18%

BY AGE	Actual			Follow-up (2018)				
	Served HS	MS	Placed	On Campus	Required	Reached	Trying to Reach	Not Reachable
13		81						
14	31	70	2		1			1
15	105	8	12					
16	90	1	26		1			1
17	85		33					
18	67		31		22	20		2
19	17		4		41	36		5
20	2				16	12		4

Data Snapshot (cont.)

Declined to State	1	1					
BY RACE							
American Indian or Alaska Native	13	7	5				
Chinese							
Japanese	1	1					
Korean	1						
Asian Indian	1	1	1	1	1		
Vietnamese	2						
Laotian							
Cambodian							
Filipino	5	7	1	2	2		
Hmong							
Other Asian	1	1					
Hawaiian	1	1					
Guamanian	4		1				
Samoan							
Tahitian							
Other Pacific Islander	3		1				
Black or African American	58	22	15	14	6		8
White	281	136	70	58	51		7
Other	1						
Declined to State	25	10	14	13	12		1
Blank							
BY DISABILITY							
Autism (AUT)	39	18	10	8	7		1
Deaf-Blindness (DB)							
Deafness (DEAF)	1						
Emotional Disturbance (ED)	37	16	12	7	6		1
Hard of Hearing (HH)	1			1	1		
Intellectually Disabled (ID)	15	2		4	3		1
Multiple Disability (MD)							
Orthopedic Impairment (OI)	4	3	2	1	1		
Other Health Impairment (OHI)	69	39	12	10	7		3
Specific Learning Disability (SLD)	194	92	62	54	45		9
Speech or Language Impairment (SLI)	35	15	9	2	1		1
Traumatic Brain Injury (TBI)							
Visual Impairment (VI)	2	1	1	1	1		
Blank							

CDE Reporting



Home Student Records Business Records Project Reports **CDE Reporting** Site Management Directory

CDE Reporting (2017-18)

You have access to the WorkAbility I forms and reports listed below. Click the report title to access the report's data entry screens. Click a link in the status column to see any related history and comments.

As the WAI Project Contact, you are the only person who can submit reports and datasets to CDE electronically. A "Send to CDE" button will appear in the Status column once a report has been identified as ready to submit, or, in the case of the End-of-Year Package, each subreport is ready to submit.

Please remember:

- All items are to be submitted electronically.
- Authorized users can update forms and reports, but only the WAI Project Contact can submit data to CDE.
- Items marked with an asterisk (*) must be *printed, signed, faxed* to Penny Cobb at CDE at (916) 327-3553, or *scanned and emailed* to Penny at pcobb@cde.ca.gov.
- CDE **must receive** each item by the deadline.
- Expenditure reports are to be submitted separately from this system. [Click here to show instructions.](#)

Access reports from other years: [2017-18](#) · [2016-17](#) · [2015-16](#) · [2014-15](#) · [2013-14](#) · [2012-13](#) · [2011-12](#) · [2010-11](#) · [2009-10](#) · [2008-09](#) · [2007-08](#)

Deadline	Report / Form – link to view or edit report	Status – link to report history	Print
12/31/2017	2017-18 Final Budget *	Accepted 2/20/18	Print
6/15/2018	End-of-Year Package	Submitted 9/5/18	
	– End-of-Year Report	Accepted 6/21/18	Print
	– Renewal Application	Accepted 7/2/18	Print
	– 2018-19 Projected Budget Plan	Submitted 9/5/18	Print
	– Education Code Requirement Report	Accepted 6/21/18	Print
	– Statement of Assurances *	Accepted 6/18/18	Print
	– Student Baseline and Follow Along Data	Accepted 6/21/18	
	– Submit Follow-Up Data	Accepted 6/21/18	
8/1/2018	2017-18 Actual Expenditure Detail Report	Accepted 8/17/18	Print

CDE Reporting tab contains all the important documents pertaining to running your WorkAbility I grant.

These documents are submitted to CDE.

Site Management



WorkAbility I

[Sign Out](#)
[Change Password](#)
[Help](#)

[Home](#)

[Student Records](#)

[Business Records](#)

[Project Reports](#)

[CDE Reporting](#)

[Site Management](#)

[Directory](#)

[Customize Follow-Up](#)
[Manage User Accounts](#)
[Project Information](#)
[User Impersonation](#)

Vacaville USD (128-03)

Summary as of 10/26/2018

This project does not yet have any 2018-19 baseline data in the system, pending grant approval.

STATUS OF REPORTS TO CDE

End-of-Year Package (2017-18): Submitted

IMPORTANT COMMENTS FROM CDE

9/4/2018 **Hi Cheryl, please resubmit to ...**
[View the full comment](#)

IMPORTANT DEADLINES

Final Budget:	Submit within 30 days of receiving grant award letter
12/31/2018	Enter All Follow-Up Questions
2/28/2019	Mid-Year Expenditure Report
3/1/2019	CDE Approves Follow-Up Questions
4/1/2019	Follow-Up Period Begins

IMPORTANT CONTACTS

CDE Consultant: Jennifer Bianchi
(916) 327-0725
jbianchi@cde.ca.gov

CDE Analyst: Penny Cobb
(916) 327-3509
pcobb@cde.ca.gov

CDE's WorkAbility I Web Page:
<http://www.cde.ca.gov/sp/se/sr/wrkabityl.asp>

Site Management



WorkAbility I

[Sign Out](#)
[Change Password](#)
[Help](#)

[Home](#)

[Student Records](#)

[Business Records](#)

[Project Reports](#)

[CDE Reporting](#)

[Site Management](#)

[Directory](#)

Site Management

Select one of the following options:

[Customize Follow-Up](#)

Customize additional questions for the student follow-up survey.

[Manage User Accounts](#)

Add accounts or change settings for people with online access to your WorkAbility I project data.

[Project Information](#)

Update mailing address, contacts and schools served by your WorkAbility I project.

Follow-up

The follow-up survey is used to interview former students who have left the WAI program after 1 year.

Student Follow-Up: _____ Phone number _____ Year: _____

Log each attempt to contact this student for follow-up. After three unsuccessful attempts, the student will be classified as unreachable.

Attempt #1 on _____ By: _____ Reached. *am*

Attempt #2 on _____ By: _____ Reached.

Attempt #3 on _____ By: _____ Reached.

UNABLE TO CONTACT - If yes, enter why below Yes

Follow up Survey

Years out School Attended _____

Employed within the last 12 months? Yes No No Response/Not Applicable

Employer _____ Address _____

Part time Full time Enter "0" hours if the student did not provide an answer.

Manage User Accounts

When adding new users to the database, please include their email. A temporary password will be emailed to them.

User Account

Use the form below to create a new user account. If you enter an email address, this person's login information will be automatically sent. Otherwise, the user's auto-generated login name and temporary password will display onscreen so that you may forward the information.

Name: First Last

Level of Access: PROJECT Account Status: Active Closed

Project(s):

Email:

Phone:

Fax:

WAI Position:

Include this person in the WorkAbility I Project Directory

Access Privileges

Check which type of access, if any, this person should have to each area of the WorkAbility I Online Data Collection System for the WAI Project(s) identified above. Checkboxes are disabled where a minimum level of access is automatically applied to all users, or where access is not applicable for a particular area of the system. If no boxes are checked for an area, the default will be NONE.

	Read	Update Information	Create New Records	Delete Records	NONE
Student Baseline and Follow Along	<input type="checkbox"/>	<input type="checkbox"/>	<input type="checkbox"/>	<input type="checkbox"/>	<input checked="" type="checkbox"/>
Student Follow-Up Survey	<input type="checkbox"/>	<input type="checkbox"/>	<input type="checkbox"/>	<input type="checkbox"/>	<input checked="" type="checkbox"/>
Business Records	<input checked="" type="checkbox"/>	<input type="checkbox"/>	<input type="checkbox"/>	<input type="checkbox"/>	<input type="checkbox"/>
Project Snapshot	<input checked="" type="checkbox"/>	<input type="checkbox"/>	<input type="checkbox"/>	<input type="checkbox"/>	<input type="checkbox"/>
Run a Report	<input type="checkbox"/>	<input type="checkbox"/>	<input type="checkbox"/>	<input type="checkbox"/>	<input checked="" type="checkbox"/>
Download Data	<input type="checkbox"/>	<input type="checkbox"/>	<input type="checkbox"/>	<input type="checkbox"/>	<input checked="" type="checkbox"/>
End-of-Year Report	<input type="checkbox"/>	<input type="checkbox"/>	<input type="checkbox"/>	<input type="checkbox"/>	<input checked="" type="checkbox"/>
WorkAbility I Profile	<input type="checkbox"/>	<input type="checkbox"/>	<input type="checkbox"/>	<input type="checkbox"/>	<input checked="" type="checkbox"/>
Ed Code Requirement	<input type="checkbox"/>	<input type="checkbox"/>	<input type="checkbox"/>	<input type="checkbox"/>	<input checked="" type="checkbox"/>

Project information

Project information contains
Information about your project.

- Project number
- Project contact
- Data contact

Project Information (2017-18)
Vacaville USD (128-03)

[BASIC INFORMATION](#) | [Funding](#) | [Special Conditions](#) | [Schools](#) | [Teachers](#) | [Case Carriers](#) | [Report Status](#) | [Comments](#)

This is an historical record from a previous year and is locked.

Grantee Name	<input type="text" value="Vacaville USD"/>	History 2017-18 2016-17 2015-16 2014-15 2013-14 2012-13 2011-12 2010-11 2009-10 2008-09 2007-08
Project Name	<input type="text" value="Vacaville USD"/>	
Project Number	<input type="text" value="128-03"/>	
Vendor Number	<input type="text"/>	
Phone	<input type="text" value="(707) 453-7211"/>	
Fax	<input type="text" value="(707) 453-7219"/>	
Project Type	<input type="radio"/> COE <input checked="" type="radio"/> District <input type="radio"/> DJJ <input type="radio"/> NPS <input type="radio"/> ROC/P <input type="radio"/> SELPA <input type="radio"/> SSS	
FUNDED for 2017-18 — Detail on "Funding" screen.		
Project Address		
Street Address	<input type="text" value="401 Nut Tree Road"/>	
City, State, Zip	<input type="text" value="Vacaville"/> <input type="text" value="CA"/> <input type="text" value="95687"/>	
County	<input type="text" value="Solano"/>	
Superintendent (or equivalent)		
Name	<input type="text" value="Jane"/> <input type="text" value="Shamieh"/>	
	First Last	
Title	<input type="text" value="Superintendent"/>	
Phone	<input type="text" value="(707) 453-6101"/>	
Fax	<input type="text" value="(707) 453-6999"/>	
Email	<input type="text" value="janeS@vacavilleusd.org"/>	

Directory

The Directory is like the Yellow Pages for WorkAbility I.



WorkAbility I

Sign Out
Change Password
Help

Home Student Records Business Records Project Reports CDE Reporting Site Management **Directory**
Find / Print Update

Vacaville USD (128-03)

Summary as of 10/26/2018

This project does not yet have any 2018-19 baseline data in the system, pending grant approval.

STATUS OF REPORTS TO CDE	
End-of-Year Package (2017-18):	Submitted

IMPORTANT COMMENTS FROM CDE

9/4/2018 Hi Cheryl, please resubmit to ...
[View the full comment](#)

IMPORTANT DEADLINES

Final Budget:	Submit within 30 days of receiving grant award letter
12/31/2018	Enter All Follow-Up Questions
2/28/2019	Mid-Year Expenditure Report
3/1/2019	CDE Approves Follow-Up Questions
4/1/2019	Follow-Up Period Begins


IMPORTANT CONTACTS

CDE Consultant: Jennifer Bianchi
(916) 327-0725
bianchi@cde.ca.gov

CDE Analyst: Penny Cobb
(916) 327-3509
pcobb@cde.ca.gov

CDE's WorkAbility I Web Page:
<http://www.cde.ca.gov/sp/se/gr/wrkability.asp>

Find and Print



WorkAbility!

[Sign Out](#)
[Change Password](#)
[Help](#)

[Home](#) [Student Records](#) [Business Records](#) [Project Reports](#) [CDE Reporting](#) [Site Management](#) [Directory](#)

Directory


Select one of the following options:

[Find / Print](#)

Search, sort and print information from the WorkAbility I Project Directory.

[Update Directory](#)

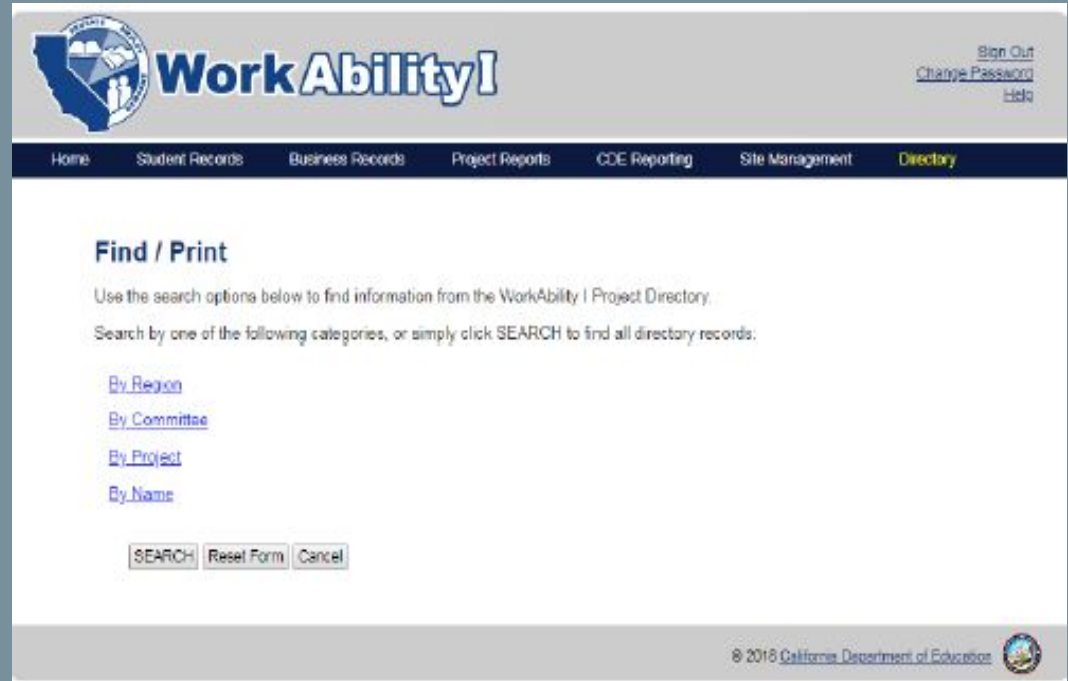
Update information in the WorkAbility I Project Directory.

© 2018 California Department of Education 

Find and Print

Search by:

- Region
- Committee
- Project name
- Person's name




The screenshot shows the 'WorkAbility I' website interface. At the top left is the logo for the State of California Department of Education, featuring a map of California and the text 'STATE OF CALIFORNIA DEPARTMENT OF EDUCATION'. To the right of the logo is the text 'WorkAbility I'. In the top right corner, there are links for 'Sign Out', 'Change Password', and 'Help'. Below the logo and text is a navigation bar with the following items: 'Home', 'Student Records', 'Business Records', 'Project Reports', 'CDE Reporting', 'Site Management', and 'Directory' (which is highlighted in yellow). The main content area is titled 'Find / Print' and contains the following text: 'Use the search options below to find information from the WorkAbility I Project Directory. Search by one of the following categories, or simply click SEARCH to find all directory records:'. Below this text are four blue hyperlinks: 'By Region', 'By Committee', 'By Project', and 'By Name'. At the bottom of the search area are three buttons: 'SEARCH', 'Reset Form', and 'Cancel'. The footer of the page contains the text '© 2018 California Department of Education' and a small circular logo on the right.

Update

**It is important to keep your project's information up to date
Close accounts of staff who are no longer with WorkAbility**

The Directory is like the Yellow Pages for WorkAbility I.

workabilitycentral.com



Welcome to WorkAbility Central! WAI Website Links WAI Calendars WAI Google Groups Learn Google Apps WorkAbility Central Admin Tools Sitemap

Search this site

WAI Links

- Link to WorkAbility I Database
- Workplace Safety

WorkAbility I Handbook

- WAI Program Management
 - 1. WorkAbility 101 Quick Link Guide
 - 2. Advisory
 - 3. Regions
 - 4. Committees
 - 5. Project Contact & Staff Guidelines
 - 6. Data Collection
 - 7. Program Review & Reports
- Ask the Chair
- Announcements
- Glossary
- WAI Media
- WAI Logos, Certificates & Cards

WAI Resources



Welcome to WorkAbility Central!

WorkAbility I

The WorkAbility I (WAI) grant programs provide comprehensive training in work, employment placement and follow-up for middle and high school students in special education who are making the transition from school to work, independent living and post-secondary education or training. The WAI program is funded and administered by the California Department of Education and offers special education students the opportunity to complete their secondary education while also obtaining marketable job skills for success in the modern labor market.

WorkAbility Central

Some pages, documents, and privileges on WorkAbility Central require users to be signed in to their WorkAbility I Google account for access. If you are not signed in to WorkAbility I, you may do so using the link below. For further instructions, please see the presentation on [accessing WorkAbility Central](#) found further down on this page. **Setup of a new WorkAbility Central account can be requested using the [WorkAbility Central Account Assistance Request Form](#).**

 [Sign in with Google](#)  [WorkAbility Central Account Assistance Request](#)

WorkAbility I FAST FACTS

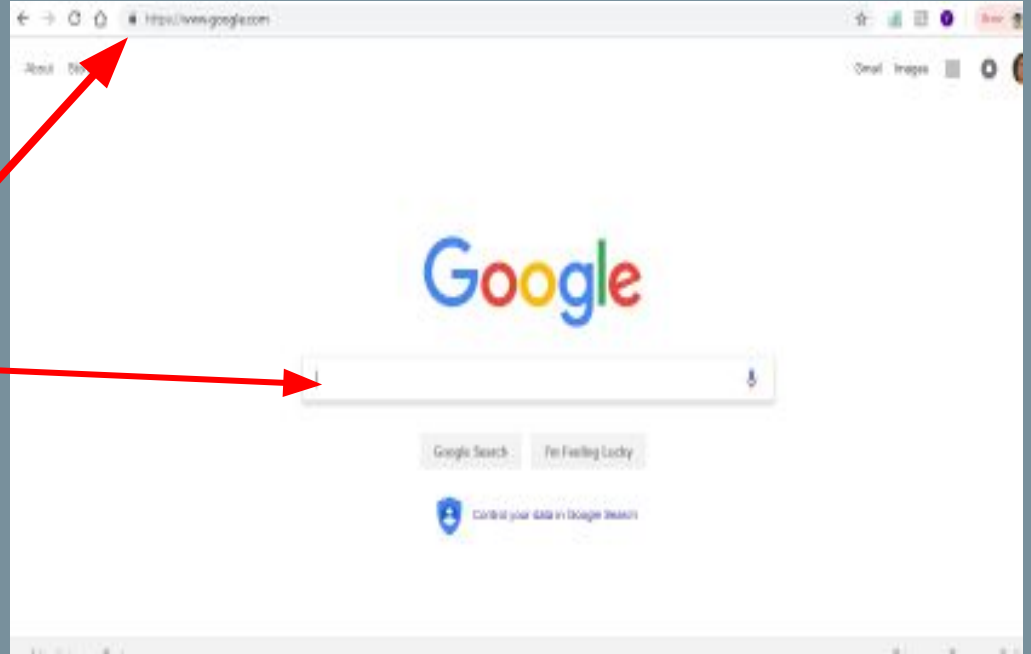
The National Technical Assistance Center on Transition has identified the following aspects of WorkAbility I as evidence-based predictors of post-secondary success in the following areas:

Predictors	Education	Employment	Independent Living
Completion of secondary education	✓		
Completion of post-secondary education	✓		
Completion of a job training program		✓	
Completion of a community college program		✓	
Completion of a vocational program		✓	
Completion of a certificate program		✓	
Completion of a degree program		✓	
Completion of a job placement program		✓	
Completion of a life skills program			✓
Completion of a self-help program			✓
Completion of a support program			✓
Completion of a transition program			✓

WorkAbility central

**Workability central
can not be found
by using the search
bar.**

**You must use the
browser bar.**



TEC Committee Reps.

Region 1

Jose Hernandez

Matt Sheridan

Region 3

Marie Lane

Eric Olson

Region 5

Celina Arzu

Tennille Wright

Region 2

Erika Garza

Pam Myhre

Region 4

Jessie Gomez

Linda Vargas

Questions?

Cheryl Ramos

TEC Chair

cherylr@vacavilleusd.org