

Home Visiting Safety

CaPROMISE



December 8, 2016

Benefits of Home Visits

- **Allows for a greater understanding of the family dynamic**
- **Setting a solid foundation for developing relationships**
- **Aligns with person driven planning**




You Never Know....

Safety cannot be guaranteed, but through appropriate planning and by taking reasonable precautions, we can reduce the risk factors and heighten our own safety.



Famous Safety Quotes



- **“Forewarned is forearmed”**
- **“It will never happen to me”**
- **“If safety is common sense, then we need no trainers, training programs, safety officers, or safety legislation”**
- **“There is no such thing as zero risk”**

Before You Visit

- If possible, drive by the home before visiting to gain knowledge of:
 - Neighborhood
 - Parking
 - Routes



Before You Visit

- **Car is in good working condition and gassed**
- **Map and flashlight available**



Before You Visit

- **Call the family to confirm the appointment**
- **Ask client to secure pets and meet you at the door**
- **Ask client how many people will be home at time of visit**



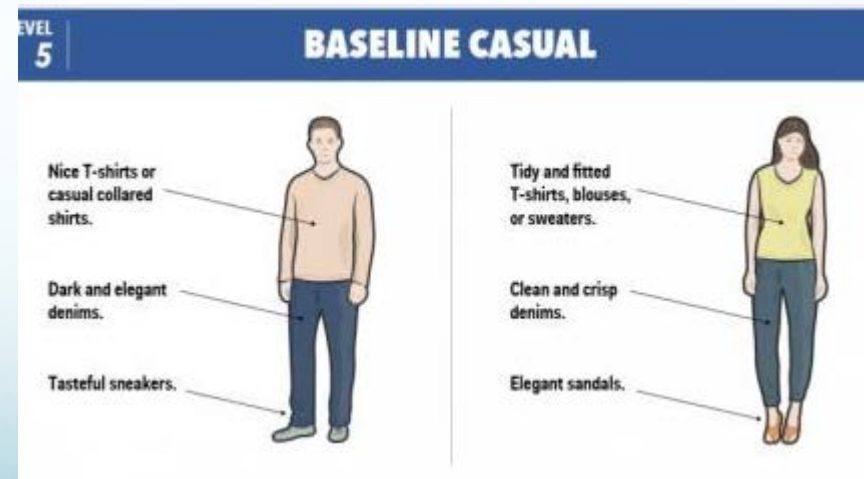
Before You Visit

- Consider carrying pepper spray, whistle, and hand sanitizer
- Plan what items you will take into the home.
- Plan to wear an identification badge



Before You Visit

- Dress simply
- Wear sensible footwear
- Best practice is scent free
- Program important phone numbers into cell phone
- Have a fully charged cell phone



Before You Visit

- Go in teams if possible
- Provide your coworker with
 - Your cell phone number
 - The address of the home, time of meeting, and expected return time
 - Relevant information about family, if necessary
- Anything else?



Arriving at Home Visit

- Park in a well-lit, heavily traveled area
- Do not park in alleys or closed off areas
- If parking in driveway:
 - Have car face out for quick departure
 - Do not park in a spot that can be blocked in



Arriving at Home Visit

- Check for:
 - Signs of animals (dog toys, food bowls)
 - Loose/broken stairs/Slip/trip hazards
 - Do not go back and forth to your car
 - Refrain from doing paperwork or making phone calls in your car
- CHANGE DOG**



On the Other Side of the Door

Families need their “initial concerns” addressed before moving forward in a relationship. “Initial concerns” include:

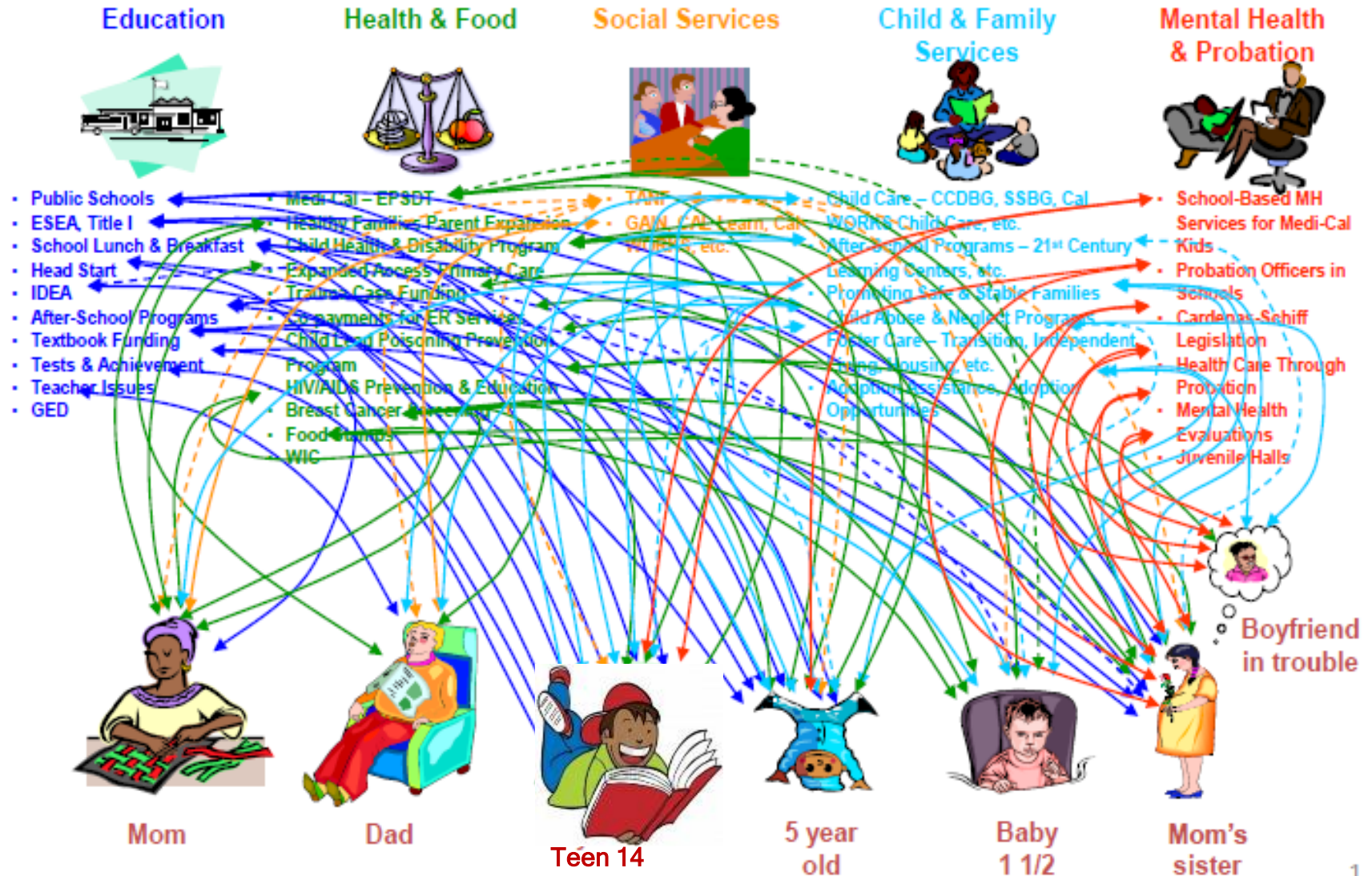
- **fear of the unexpected**
- **fear of being judged**
- **overcoming previous negative experiences**





40+ Programs That Might Touch One Family

Requiring Systems Navigation



Development of the Relationship

Clearly explain your role and purpose

- Connections occur when you and the family find common ground
- trust develops when appointments are kept
- keep an open mind
- be student and family centered
- offer practical help such as food and clothing

During the Visit

- If you prefer to go in pairs let family know there are 2 people and why
- Introduce yourself using first and last name, and provide business card



During the Visit

- **Sit near an exit or hallway to view other rooms**
- **Keep your cell phone and keys within reach**
- **Try not to have anything between you and door access**



Trust Your Instincts



- If you feel unsafe, leave.
- Create a false reason for leaving if necessary
- Try to remain as calm as possible and leave the house quickly
- Try to keep a barrier between you and the aggressive individual if possible
- Speak slowly and softly

During the Visit

- Take “small giveaways” or toy bag to occupy young children
- Refrain from using the restroom
- Maintain confidentiality
- Respect personal space



Ending the Visit

- Summarize the information you've gathered
- Identify next steps with family
- Provide an opportunity for the client to discuss anything further he or she may feel is important
- Make sure clients have follow-up contact information



Home Visiting activity

Ending the Visit

- **Keys in hand**
- **Walk around your car**
- **Lock you doors and start car**
- **Refrain from making phone calls or doing paperwork until you are in a safe location**



Recap

- **Keep your hands free**
- **Walk with confidence**
- **Report safety concerns to supervisor**
- **Dial 911**
- **Follow your local protocol**

**SAFETY IS MORE
IMPORTANT THAN
CONVENIENCE.**

Local Agency Protocol

- Understand your local agency's protocol before conducting home visits
- When dealing with an aggressive client, follow your agency's protocol
- These safety tips augment your agency's protocol



S.I.N.G

- **Solar plex (stomach)**
- **Instep (foot)**
- **Nose**
- **Groin**



Contact Page

Sherry Torok, Exceptional Family Resource Center
619-594-7394 storok@mail.sdsu.edu

Linda Joy Landry, Family Resource Center Network
CA 323-255-0354 lindajoyla@aol.com

Mallory Anthony, SDSU CaPROMISE Intern
malloryanthonyma.capromise@gmail.com



CaPROMISE is funded through a cooperative agreement U.S. Department of Education, Office of Special Education Programs (OSEP) Grant #H418P130003. The contents of this Website do not necessarily represent the policy of the U.S. Department of Education, and you should not assume endorsement by the Federal Government

Resources

- (n.d.). “Home Visitor Safety”. MIECHV Program Training Module.
- Goldman, K., & Schmalz, K., (2008). The “Home Ranger” Rides Again! Making Home Visits Safer and More Effective. *Health Promotion Practice*, 9(1). 323-327
- (n.d.), “Home Visits: Tips and Resources for Making Safe and Effective Home Visits.” Vanderbilt Kennedy Center for Excellence in Developmental Disabilities.
- Pinola, M., (2011). “Basic Self-Defense Moves Anyone Can Do (and Everyone Should Know).
- (n.d.). “Safety Tips for Home Visitors: Planning for a Safe Home Visit”. Pittsburgh Bureau of Police, Allegheny County Health Department , Home Visiting Network.
- Learning to trust in home visiting: Mothers’ perspectives
<http://lib.dr.iastate.edu/cgi/viewcontent.cgi?article=3079&context=etd>